




Woodworking Education Center
10544 Hwy 17, Maylene, AL 35114

Alabama Woodworkers Guild Guild News



www.alabamawoodworkersguild.org

Volume XXXIV Number 7

July, 2015

Next Meeting

The next
scheduled
meeting is
July 18th

In This Issue

Pre-meeting	
Program	p. 2
New Members	p. 2
Shop Calendar	p. 3
July Program	p. 4
Mentoring	p. 5
June Recap	p. 6
Project Rack	
Cleanup	p. 10
WEC Directions	p. 11

President's Message

Dear Guild Members,

On October 3rd and 4th, the AWG will be hosting a two day seminar with Glen Huey. Glen has been at the WEC previously and was well received by our members. I have included Glen's biography and I will send out the seminar description and registration form soon. I think it will be a very interesting and worthwhile seminar. I hope to see you there.

Ray

Before Glen's sixth birthday, his father (Malcolm) became a homebuilder in Cincinnati, Ohio area, so he grew up in woodworking. When Glen was 12 years old, Malcolm began building reproduction furniture as a hobby – Glen's career path was set.



Before turning 14 years old, Glen was turning at the lathe, then moved on to build a Sheraton Field Bed with many hours of help from his father. (That bed is still around today.) During later years he finished high school while working on his father's job sites during his summers, doing all stages of work in home construction.

While attending the University of Cincinnati, and with intentions that he would one day run his own business, Glen completed his education with degrees in finance and accounting. After graduation, he decided to open and operate a homebuilding business, dragging his semi-retired father back to work. Cold winters and mud-laden springs forced Glen to look at other opportunities. He began building stairs, fireplace walls, paneling and built-in units for homebuilders, all in the comfort of a woodshop. A decision was then made to begin a new career building reproduction furniture, so he closed the doors on one business to open another. This was full-circle back to building reproduction furniture; a place Glen knew he was meant to be.

President:

Ray Ziegler
(205)451-6846

Vice Pres:

Thom Nix

Treasurer:

Walter Barnett
(205)933-9207

Secretary:

Scott Stafford

Webmaster:

Brian Stauss
(205)987-9997

Guild News:

Phillip Key
(205)475-3352

Board of Directors:

Joe Beck
Wayne Burris
Cliff Daniels
Henry Hager
Paul Mancill
Patrick Murphy
Mike Key

Toy Co-Chairs:

Patrick Murphy
Doug Warren

Education Co-Chairs:

Preston Lawley
Christian Mazur

WEC Shop Manager:

Michael Malinconico

Librarian:

Nathan Heerten

GUILD PATRONS

We are very fortunate to have the following patrons who support the Guild. They are excellent suppliers of products or services in the local area that provide monetary support or allow us to use their various facilities for Guild functions:

J.R. PREWITT & ASSOCIATES, INC. Independent Insurance Agent—Founded in 1974, J. R. Prewitt & Associates, Inc. is a family owned agency that has grown to one of the largest firms in the Birmingham area. Representing over a dozen insurance carriers, the agency provides a full spectrum of insurance services to over 3500 clients. From individuals to multi-state corporations, the agency prides itself on it's loyal, long term client base as a result of unparalleled customer service. Contact us for your personal, business, or professional insurance needs.

July Pre-Meeting Mentoring Topic: Bows with Ed Bullock

The July Mentoring Series will feature Ed Bullock, accomplished craftsman whose interests range from traditional furniture to classic guitars and everything in between. The challenge of seeing where you want to get to and figuring out the tasks it takes to get there is the motivation behind Ed's varied projects.

Ed will be sharing his knowledge and techniques in building long bows. From the original self bow or simple bow made from a single solid piece of wood to the modern day laminated bow crafted from multiple strips of wood and synthetic materials, this presentation is sure to take flight. There are jigs and bending techniques in bow making that can be adapted to other woodworking projects as well.

While it may not make you a virtual Robin Hood, Ed shares: "I've always liked archery and it is a lot of fun to make a bow and then shoot a few arrows with your new bow". Come on out for the 9 a.m. Pre-Meeting Saturday July 18th and see what bow making is all about!



New Members

The Alabama Woodworkers Guild would like to extend a warm welcome to our new members!

Micah Kaufhold, Jeff Johnson, Tom Royce,
Don Wilson

WELCOME!

WEC JULY - AUGUST 2015 CALENDAR

Sunday	Monday	Tuesday	Wednesday	Thursday	Friday	Saturday
5[27] 1:00pm - 5:00pm Michael Malinconico supervisor In emergency call 205.886.4662	6	7 9:00am - 3:00pm Over the Hill Gang - Toys Shop is CLOSED except for Toy work.	8	9	10 9:00am - 1:00pm Lynn Smith supervisor 1:00pm - 5:00pm Lynn Smith supervisor 5:00pm - 9:00pm no supervisor	11 9:00am - 1:00pm Brian Strauss supervisor
12[28] 1:00pm - 5:00pm Mike Key	13	14 9:00am - 3:00pm Over the Hill Gang - Toys Shop is CLOSED except for Toy work.	15	16	17 9:00am - 1:00pm Supervisor: Patrick Murphy; Emer:205-585-5677 1:00pm - 5:00pm Supervisor: Patrick Murphy; Emer:205-585-5677 5:00pm - 9:00pm Mike Key	18 9:00am - 9:45am Pre-meeting, Ed Bullock 9:00am - 1:00pm Walt Barnett 10:00am - 11:30am Monthly Guild Meeting (Woodworking Education Center) 1:00pm - 5:00pm Cliff Daniels supervisor
19[29] 1:00pm - 5:00pm no supervisor	20	21 9:00am - 3:00pm Over the Hill Gang - Toys Shop is CLOSED except for Toy work.	22	23	24 9:00am - 1:00pm Ron Powell Supervisor 1:00pm - 5:00pm Ron Powell Supervisor 5:00pm - 9:00pm Eddie Heerten	25 9:00am - 1:00pm Cliff Daniels supervisor 9:00am - 4:00pm Band saw box class with Bill Newman 1:00pm - 5:00pm no supervisor
26[30] 1:00pm - 5:00pm Brian Stauss	27	28 9:00am - 3:00pm Over the Hill Gang - Toys Shop is CLOSED except for Toy work.	29	30	31 9:00am - 5:00pm R Hardwick 5:00pm - 9:00pm Eddie Heerten	1 9:00am - 1:00pm Walt Barnett supervisor
2[31] 1:00pm - 5:00pm no supervisor	3	4 9:00am - 3:00pm Over the Hill Gang - Toys Shop is CLOSED except for Toy work.	5 6:30pm - 7:30pm AWG Board Meeting (J R Prewitt & Associates, 2146 Highland Avenue South)	6	7 9:00am - 1:00pm Ron Powellsupervisor 1:00pm - 5:00pm Ron Powellsupervisor 5:00pm - 9:00pm no supervisor	8 9:00am - 1:00pm no supervisor 1:00pm - 5:00pm no supervisor 5:00pm - 9:00pm no supervisor

The most current WEC calendar is always available on-line at: <http://freecal.brownbears.com/awg>

2146 Highland Ave. South,
Birmingham, AL 35205
Telephone (205)-933-9207
Fax (205)-930-0450

THE AWARDS & ENGRAVING PLACE is a full service engraving shop, offering both laser and flatbed rotary engraving. We engrave directly on wood, glass, plastic, and a variety of coated metals. We offer plaques, glass and acrylic awards, trophies, interior signs and name badges. We have been in business in Hoover since 1987. Contact Ken Murer, The Awards & Engraving Place, 1919 Hoover Court, Birmingham, AL 35226, (205)-823-7676 fax(205)-822-1111

AFFORDABLE WOOD TOOLS by Paul Varden

Wood Lathe accessories to fit any size wood lathe. Screw Chucks, Face Plates and Tool Rest. General Machining also available. Paul Varden-Master Machinists-35 years of experience.

7029 Dickey Springs Road
Bessemer,AL 35226
H-205-428-9945
C-205-908-9945
email-paul2010@directv.net

SARA'S TAX SERVICE

100 Foust Avenue, Hueytown, AL 35023
205-497-4020 Fax 205-497-4011

SNOW'S SHARPENING SERVICE

Ed Snow can take care of all of your saw blade sharpening needs. You can leave and pick up your blade at Woodcraft or you can contact Ed at 205-218-1885 or redsnow_3@hotmail.com

WOODCRAFT

Helping you make wood work.
www.woodcraft.com
205-988-3600

Mr. James Corlew

Tom Williams BMW
1000 Tom Williams Way
Irontdale, AL35210

Mr. Dean Vette

Tom Williams Lexus
1001 Tom Williams Way
Irontdale, AL 35210

Ms. Lily Young

Tom Williams Porsche/Audi
3001 Tom Williams Way
Irontdale, AL 35210

Mr. Mike Long

Land Rover Birmingham
3000 Tom Williams Way
Irontdale, AL 35210

Mr. Gerald Savage
Tom Williams Collision
Center
1874 Grants Mill Road
Irondale, AL 35210

Mr. Tad Lidikay and Mr.
Jeff Lidikay
Southland Wood Products,
Inc.
Hardwood and Softwood —
Moulding and Dimension
270 Newsome Road
Wilsonville, AL 35186
Phone/Fax: 205-669-1959

July Meeting Program: Building Musical Instruments



Our July Program will feature Northport artist Bart Lynn sharing his knowledge and skills in making stringed musical instruments. An Engineering Graduate from the University of Alabama, Bart admits woodworking is not a natural tendency for him; the numerous engineers in the Guild would most likely agree with him.

Bart shares of his background:

“My grandfather made hundreds of items out of wood. He also made musical instruments, such as fiddles and mandolins, to gun stocks to small trinkets. He was always willing to teach me, but for the things he makes, you really need an artist eye. I tried, but I never could achieve the quality he could make. What would take him an hour, would take me days. When I completed my Masters, I found my mind was used to the grind and work required to take online classes, while working at a full time job.

I saw a video online of a cigar box guitar and I thought I would give it a try. My first one was functional, but there were several things I wanted to change. Unlike many crafters, this art form is not something I've worked on all my life. I am continually working to improve the quality of my work, while

providing the best products I can.

Over the last year of my three years of building, I've tried to make 'stage' ready instruments. I've also tried to create unique items, such as my 'heater' amp that carries the spirit of homemade instruments and keep the recycling of old things in the forefront. With the help of true musicians, I have been able to have my instruments being played on stage to appreciative crowds. I'm looking forward to improving my instruments and especially making custom instruments for many years to come.”

Mentoring

NOTE: You must be a member of the Guild to be eligible to participate in mentoring classes.

Are you an intermediate or beginner woodworker with an itch to raise your woodworking skills a notch or two? Do you have a special project in mind, but are just a bit uneasy about getting underway? Looking for tips to save time and effort, plus get better results?


Here's what you need to do: join a Guild mentored group now. It's the way to go for all of the above with others at your skill level, and best of all, at no cost except for materials.

Refer to Shop Schedule for schedule of mentoring sessions

Some examples of topics offered:

Bench Making
 Table Saw instruction
 Lathe Fundamentals
 Pen Turning
 Hand Tools - sharpening and techniques
 Furniture Building - Chairs, Table tops, Tables
 Instruction in - Router table use
 Instruction in - Jointer, Planer use
 Dovetail jig making
 Hand-cut Dovetails
 Pocket Hole Jig Instruction

If you have questions on woodworking technique, tool usage, or buying equipment or tools, feel free to contact a Guild mentor.



Jim Woodward
 Ed Bullock
 John Lawson

Mike Key
 Bob Moore
 Dwight Hostetter
 Bill Newman
 Brian Stauss
 Cliff Daniels
 Buzz Kelly
 Lynn Smith
 Pat Bush
 A.R. Bray
 Preston Lawley
 Jeff Hood
 Michael Malinconico
 David Holcomb

Guitars
 Bows
 Furniture repair, band saw, track saw
 Dovetail jig
 Hand tool sharpening, table saw, joiner, planer
 Lathe, segmented turning, baskets
 Boxes
 Cabinet construction
 Scroll saw, jointer, band saw
 Finishing and stringing
 Toys
 Jointer, planer
 Draw knife, planes, hand tools, antique hand tools
 Cutting Boards
 Scroll Saw
 Cabinetry, Cad and Joinery
 Project Photography



Contact the above by email or phone as listed in the Membership Directory or email Robert McClure at rmcc22@bellsouth.net

June Pre-Meeting Recap

June Pre-Meeting: Cliff Daniels with the Versatility of the Scroll Saw

What a complete package the June Guild Meeting turned out to be! Members arriving early for the 9 am Pre-meeting were amazed with crafted artwork by Cliff Daniels, demonstrating the styles and techniques of the scroll saw.

From the smooth glossy lines of a Quail taking flight...



To shadowed wildlife scenes and cameo styles etchings...



June Pre-Meeting Recap

Cliff offered to the group just how versatile the scroll saw could be in the right hands and with a little bit of patience and practice. In addition to scenes, one can take their favorite quotes or writings and turn them into works of art.



Possibly the crowd favorite was Cliff's rendition of the famous World War II scene depicting United States Marines raising our flag over Iwo Jima.

Cliff is one of our Guild Mentors and is available to help and guide fledgling and seasoned scroll sawers alike with their favorite projects.




Article: Patrick Murphy

Photos: Mike Key

June Meeting Recap

June Meeting Program: Dwight Hostetter – Spiral Trivets and Jigs

The Main Program in June was presented by Dwight Hostetter, longtime member and Guild Mentor. Dwight began during “Show and Tell” with a couple of pieces resembling “coasters” made with intricate geometric carving and staining techniques. He had also brought along a few turned Shawl or Hair Pins; another example of his creativity and versatility.



The main event for the meeting was the creation of Spiral Trivets inspired by Australian, Larry Degoose. Dwight shared the trials and tribulations of getting just the right angles and absolute necessity of building and using a good jig. Talking about techniques is a good way to learn and watching a hands-on demonstration, like a picture, is worth a thousand words.



June Meeting Recap

Cutting the individual pieces to create the trivets is only the first step in creating your own work of art. The assembly takes a steady hand and a good strap clamp. Finishing can always bring out the beauty and warm luster of wood.



Note the darker and lighter separation pieces were cut using the same jig as the individual spiral pieces.

As an added bonus to the demonstration, Dwight donated two of his Spiral Trivets as Meeting Door Prizes. President Ray Ziegler oversaw the drawing and presentation to the lucky Guild Members.

A Big Thanks goes out to Dwight for sharing his projects and providing hands on guidance so we too can produce our own Spiral Trivets. For additional information and instruction on the Degoose inspired trivets be sure to check out the website: <http://lumberjocks.com/degoose/blog/8998>.



Article: Patrick Murphy

Photos: Mike Key

Project Rack Cleanup

Guild Members,

Everyone is probably aware that we have a project rack on the west wall of the WEC. This rack is intended for storage of projects that are actively being worked on. Over the last few months (and years, in some cases), several collections of items have accumulated in the rack, untouched, for a very long time. The owners of these items are unknown. These collections of items will be moved into the storage container in the next few days. If any of these items belong to you, the supervisor on duty can unlock the container and get your items out. Any unclaimed items will be auctioned off at the September, 2015 Guild meeting.

Effective immediately, all projects stored in the project rack must be clearly marked with the owner's name and the date placed in the rack. Only projects that are actively being worked on should be stored in the rack. The rack is not to be used for storage of items for upcoming projects or projects "on hold". Supervisors will periodically remove items to the container that do not adhere to this policy.

Thank you for your support of this policy. Our goal is to provide you with a safe, clean and neat shop to work in.

AWG Board of Directors

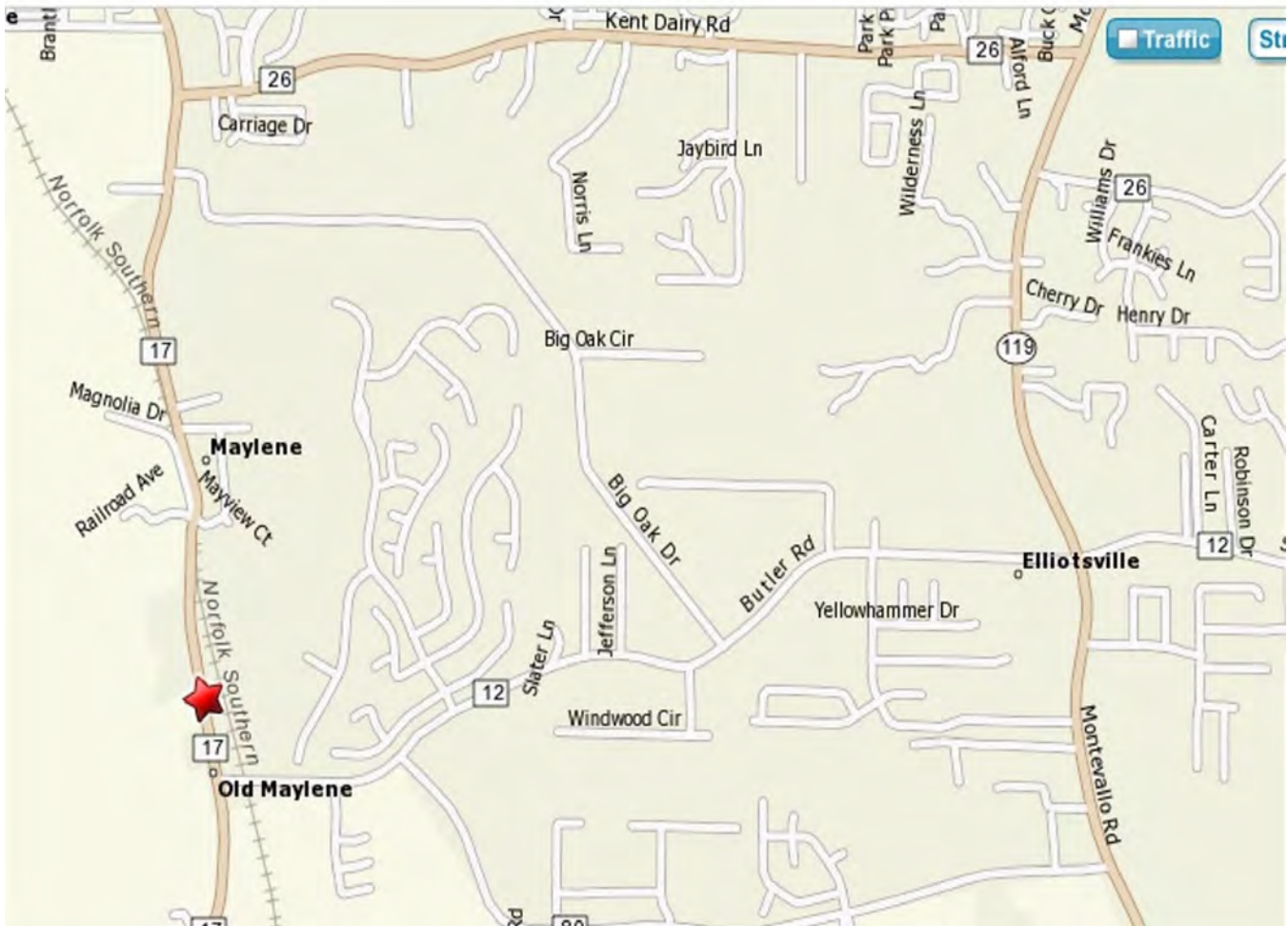
In Memory: Chris Mazur

We are sad to report that Chris Mazur passed away on July 5, 2015. He served as Education Co-Chairman and organized many events for AWG .


He is survived by his wife Donna, his daughters Diane and Paula, and his sons David and Shaun.



Directions to the Woodworkers Education Center (WEC)



From I-65, take Exit 238 (Highway 31). Turn north on U.S. Highway 31, go 0.6 miles and turn left on State Highway 119 South. Go 3.0 miles south on Highway 119 and turn right on County Highway 12. Go 2.1 miles on Highway 12 until it ends at County Highway 17. Turn right on Highway 17 and the WEC is 0.3 miles on your left. There is a large WEC sign at the entrance.



www.
alabamawoodworkersguild
.org

About Us

Alabama Woodworkers Guild Newsletter is published monthly for its members and other interested parties. Guild meetings are held monthly on the third Saturday at 9:00 a.m. at the Woodworking Education Center, 10544 Hwy 17, Maylene, AL 35114

Information concerning the Guild may be secured by calling **Walter Barnett, Treasurer** at (205) 933-9207.



WOODCRAFT[®]

Helping You Make Wood Work[®]

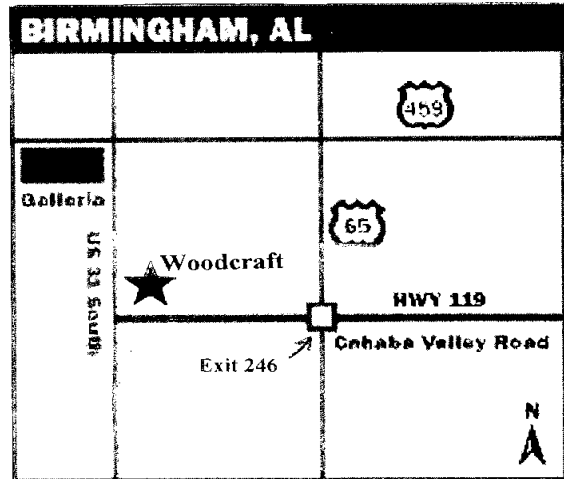
Phone 205-988-3600
Fax 205-988-3612
Website: www.woodcraft.com
e-mail: WC511@aol.com

Store Hours

M - T - W - F: 9AM - 7PM
Th: 9AM-9PM
Sat: 9AM-6PM
Sun: Noon-5 PM

Our new address is:

2215B Pelham Parkway
Pelham, AL 35124



Directions:

Take I-65 to Exit 246.

Take Highway 119 West (Cahaba Valley Road) 3/4 of a mile to US 31.

Turn right on US 31 and travel north approx. 0.3 mi.

Our store is on the right (east) side of US 31.

The Alabama Woodworkers Guild, Inc.
P.O. Box 26665
Birmingham, AL 35260

